

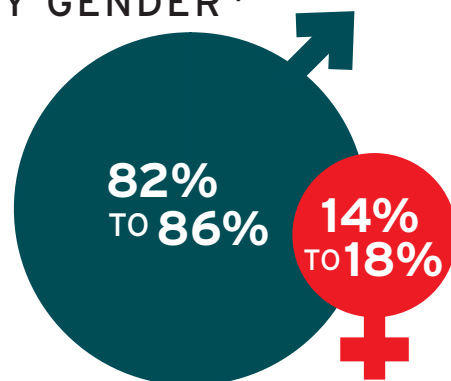
MILITARY MAKEUP, 2012

1,427,490

total members of the armed services

- 539,191 – Army
- 332,786 – Air Force
- 317,054 – Navy
- 196,024 – Marines
- 42,435 – Coast Guard

BY GENDER*



SEXUAL VIOLENCE IN THE MILITARY

UNWANTED SEXUAL CONTACT

26,000

ESTIMATED VICTIMS



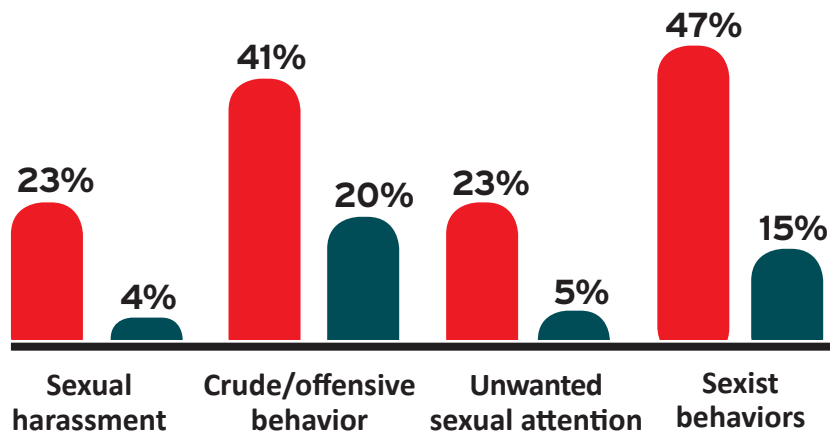
14,000



12,000

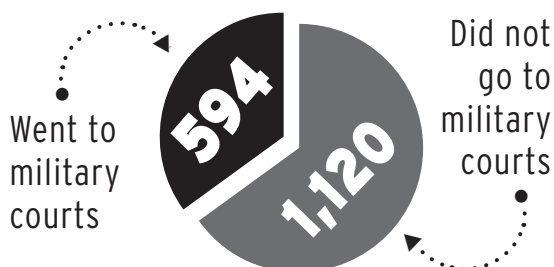
■ = Male ■ = Female

SERVICE MEMBERS WHO EXPERIENCED OTHER FORMS OF SEXUAL VIOLENCE



PROSECUTION RATES

Of the 1,714 cases that qualified for possible disciplinary action:



REPORTING STATISTICS




*Data from 2010. See reverse side for citations. This is a rapidly evolving issue. For up-to-date info, follow us on twitter.com/NSVRC and facebook.com/NSVRC. Infographic by Mallory Gricoskie & Tracy Cox © National Sexual Violence Resource Center 2013. All rights reserved.

SEXUAL VIOLENCE IN THE MILITARY

ABOUT THIS INFOGRAPHIC

This infographic goes with NSVRC's *Sexual Violence in the Military: A Guide for Civilian Advocates*. For more information, including a list of military-related organizations, or to download a copy of the guide, go to www.nsvrc.org/publications, or scan the QR Code at right.



REFERENCES

MILITARY MAKEUP

U.S. Department of Defense. (2013a). *Armed forces strength figures for January 31, 2013*. Retrieved from <http://siadapp.dmdc.osd.mil/personnel/MILITARY/msO.pdf>

GENDER BREAKDOWN

U.S. Department of Defense. (2010a). *Demographics 2010: Profile of the military community*. Retrieved from the National Center on Domestic and Sexual Violence: http://www.ncdsv.org/images/DOD_DemographicsProfileOfTheMilitaryCommunity_2010.pdf

UNWANTED SEXUAL CONTACT

U.S. Department of Defense. (2013c). *Department of Defense press briefing with Secretary Hagel and Maj. Gen. Patton on the Department of Defense Sexual Assault Prevention and Response Strategy from the Pentagon* [Press release]. Retrieved from <http://www.defense.gov/transcripts/transcript.aspx?transcriptid=5233>

OTHER FORMS OF SEXUAL VIOLENCE & REPORTING

Defense Manpower Data Center. (2013). *2012 Workplace and Gender Relations Survey of Active Duty Members* (Survey Note No. 2013-007). Retrieved from http://www.sapr.mil/public/docs/research/2012_Workplace_and_Gender_Relations_Survey_of_Active_Duty_Members-Survey_Note_and_Briefing.pdf

PROSECUTION RATES

U.S. Department of Defense (2013b). *Department of Defense Annual Report on Sexual Assault in the Military: Fiscal year 2012*. Retrieved from http://www.sapr.mil/public/docs/reports/FY12_DoD_SAPRO_Annual_Report_on_Sexual_Assault-VOLUME_ONE.pdf